

ALICE IN LEVY COUNTY



2023 Point-in-Time Data

Population: 44,276 • **Number of Households:** 17,976

Median Household Income: \$53,805 (state: \$73,311)

Labor Force Participation Rate: 49.9% (state: 60%)

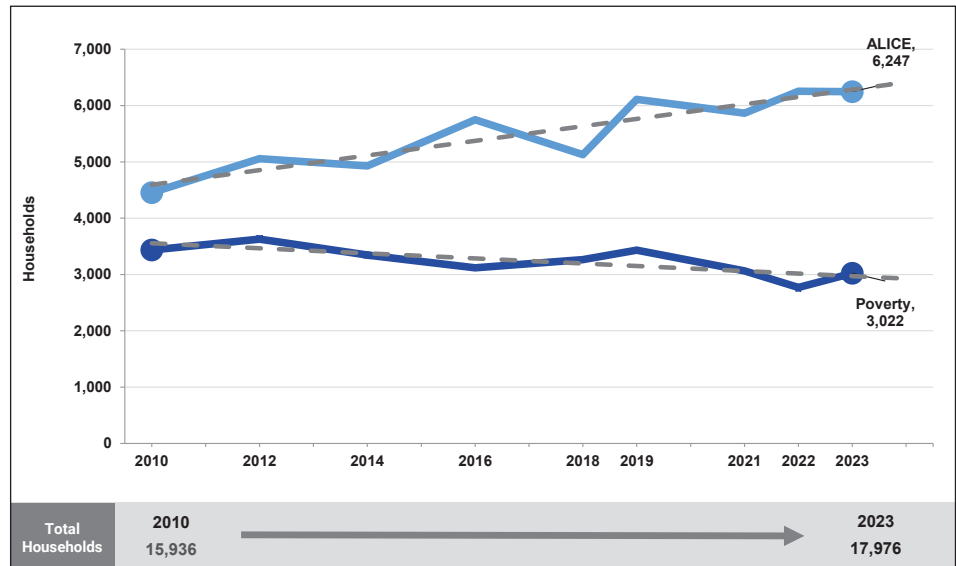
ALICE Households: 35% (state: 34%) • **Households in Poverty:** 17% (state: 13%)

Trends in Financial Hardship

ALICE is an acronym for **A**sset **L**imited, **I**ncome **C**onstrained, **E**mloyed – households that earn more than the Federal Poverty Level, but less than the basic cost of living for the county (the ALICE Threshold). Households below the ALICE Threshold – ALICE households plus those in poverty – can't afford the essentials.

Households move below or above the ALICE Threshold as economic factors and circumstances change. The line graph to the right shows the number of ALICE and poverty-level households (solid blue lines), as well as the trend over time (dotted gray lines). **By 2023, 9,269 households (52%) were below the ALICE Threshold in Levy County.**

ALICE and Poverty-Level Households, Levy County, 2010–2023



Note: See an interactive version of this data at UnitedForALICE.org/Florida

Sources: ALICE Threshold, 2010–2023; American Community Survey, 2010–2023

The Cost of Basics Outpaces Wages

The Household Survival Budget reflects the minimum cost to live and work in the current economy and includes housing, child care, food, transportation, health care, technology, and taxes. It does not include savings for emergencies or future goals like college or retirement. The Household Survival Budget is calculated at the county level and by household composition, as costs can vary greatly depending on location and household needs.

In 2023, household costs in Levy County were well above the Federal Poverty Level of \$14,580 for a single adult and \$30,000 for a family of four.

To see costs for different household compositions in Levy County, visit UnitedForALICE.org/Household-Budgets/Florida

Household Survival Budget, Levy County, 2023

	Single Adult	2 Adults, 1 Infant, 1 Preschooler
Monthly Costs		
Housing	\$759	\$1,012
Child Care	–	\$1,290
Food	\$462	\$1,253
Transportation	\$469	\$996
Health Care	\$162	\$759
Technology	\$86	\$116
Miscellaneous	\$194	\$543
Taxes	\$262	\$426
Monthly Total	\$2,394	\$6,395
ANNUAL TOTAL	\$28,728	\$76,740
Hourly Wage*	\$14.36	\$38.37

**Full-time wage required to support this budget*

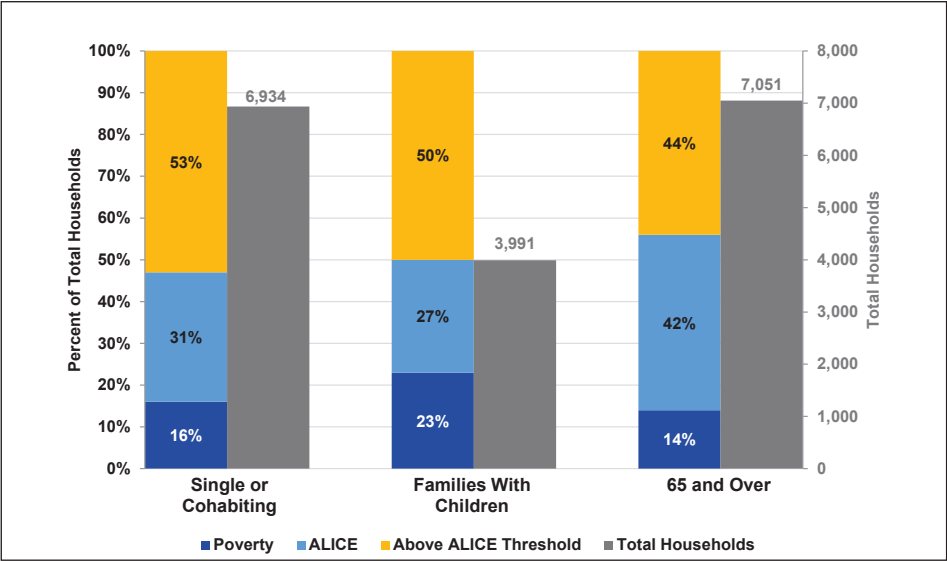
For ALICE Household Survival Budget sources, visit UnitedForALICE.org/Methodology

Financial Hardship is Not Evenly Distributed

The largest demographic groups in the county also tend to have the largest number of households below the ALICE Threshold. However, when looking at the percentage of each group that is below the Threshold, some groups face higher rates of hardship.

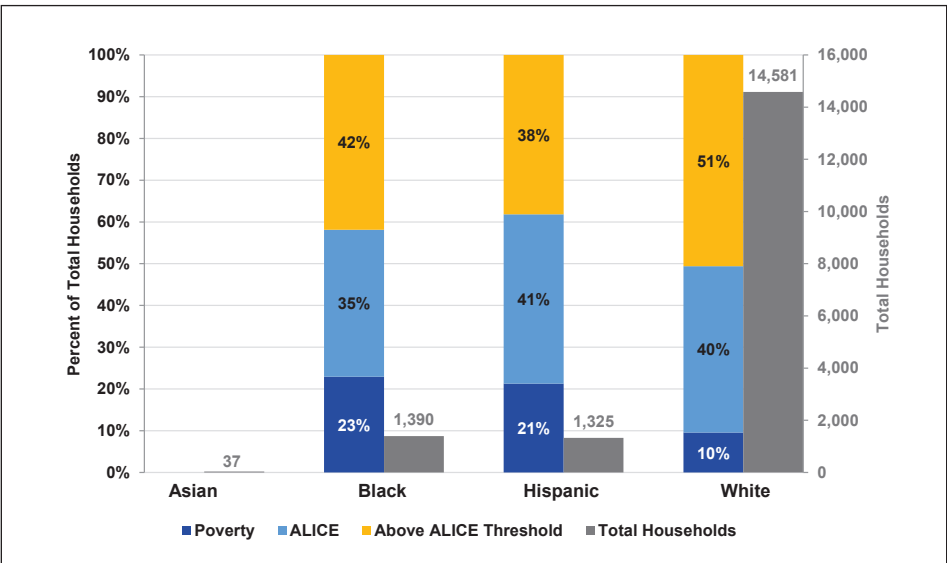
Explore more demographic data at UnitedForALICE.org/Florida and visit UnitedForALICE.org/Mapping-Tool to see ALICE data for all available geographies.

Household Financial Status by Household Type, Levy County, 2023



Note: Families with children include married-parent, single-female-headed, and single-male-headed households.
Sources: ALICE Threshold, 2023; American Community Survey, 2023

Household Financial Status by Race/Ethnicity, Levy County, 2023



Note: Asian, Black, and White racial categories are for one race alone. Race and Hispanic ethnicity are overlapping categories. The Asian and Black groups may include Hispanic households; the White group includes only White, non-Hispanic households. The Hispanic ethnic group may include households of any race.
Sources: ALICE Threshold, 2023; American Community Survey, 2023

Levy County, 2023		
Town	Total Households	% ALICE & Poverty
Cedar Key-Yankeetown CCD	2,927	50%
Chiefland CCD	4,969	50%
Williston-Bronson CCD	10,080	53%

Note: Municipal-level data on this page is 5-year averages for U.S. Census County Subdivisions, which include Census County Divisions (CCD). Data for counties with populations over 65,000 is 1-year estimates. Geographies with fewer than 100 households are not included. Therefore, totals will not match the county-level numbers.